

CONCRETE ACCESSORIES

Chuck



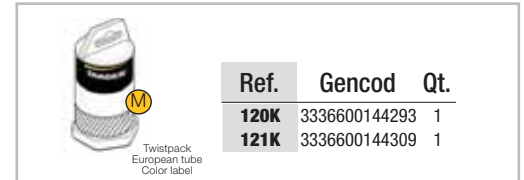
Features

- Hand-tightening keyless chuck.
- Using range : Ø 0,5 - 10 mm.
- 2 plastic sleeves.
- Thread Ø 3/8 x L 24 mm.



Features

- Hand-tightening keyless chuck.
- Using range : Ø 1,5 - 13 mm.
- Locking system.
- 2 plastic sleeves.
- Thread Ø 1/2 x L 20 mm.
- Delivered with screw.



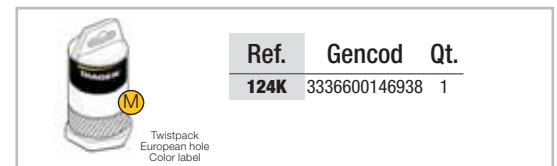
124K



Chuck for angle grinder

Features

- Keyless chuck for grinding machine.
- Using range : Ø 1,5 to 13 mm.
- Locking system.
- 2 metal sleeves.
- Thread M14.

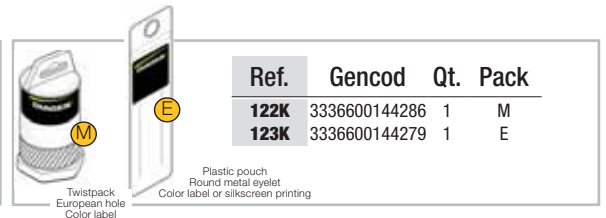


122K 123K



Features

- Key chuck.
- Using range : Ø 1,5 to 13 mm.
- Metal sleeve.
- Thread Ø 1/2 x L 20 mm.



Adapter Compatible SDS-plus

① 138B ②

Designation	Lt	Ref.	Gencod	Qt.
① SDS-max Compatible SDS-plus ②	250	138B	3336600015661	1

① 143B* ②

① 147B ②

① 172B ②

① 177B ②

① 109B ②

Chuck adapter

Designation	Ref.	Gencod	Qt.	Pack
① SDS-plus 1/2" mâle* ②	143B*	3336600063990	1	A
6 pans 1/2" mâle	147B	3336600167582	1	D
① SDS-plus & SPIT 1/2" mâle ②	172B	3336600064003	1	D
SDS-max 1/2" mâle	177B	3336600064010	1	F
Cannelée 1/2" mâle	109B	3336600064027	1	D

*without screw, compatible 121K